








WHEN THE MYTH OF APOLLO AND DAPHNE BECOMES REALITY: THE RELATIONSHIP BETWEEN STALKING AND SEXUAL VIOLENCE

BY DR NICHOLAS LONGPRÉ, MARIA TACHMETZIDI PAPOUTSI, MSc & DR EWA STEFANSKA

1

INTRODUCING STALKING

Definition Prevalence Nomological Network

History Gender Differences



2

WHY APOLLO AND DAPHNE

- The myth of Apollo and Daphne is a story describing what happens when lust face rejection
- In the myth, Apollo falls madly in love with Daphne, a woman sworn to remain a virgin
- Apollo hunts Daphne who refuses to accept his advances
- Seeing that Apollo was bound to reach her, she called upon her father:
"Help me, Peneus! Open the earth to enclose me, or change my form, which has brought me into this danger! Let me be free of this man from this moment forward"
- She was turned into a laurel tree
- In spite of Daphne's terror and fervent insistence that he leaves her alone, Apollo vowed to honour her forever

3

STALKING: DEFINITION

- Stalking can be defined as a **pattern** of repeated and **unwanted** behaviours that cause another person to be afraid
 - These behaviours may take the form of communicative intrusion, third-party contact and physical or sexual assault
- Some of the behaviours may not be perceived as serious (e.g., browsing someone's social media without their consent and knowledge, sending unsolicited text messages)
 - It is the **persistence** and the **level of intrusion** by the stalker that makes the behaviour criminal
- Stalking remains an unusual offence as its occurrence is not solely defined by the activities of the perpetrator, but also by the reaction of the victim (James & MacKenzie, 2018)
 - The victim's fear changes the **perception** of the perpetrator's behaviours from appropriate, to distressing, fearful and criminal

4

STALKING: HISTORY

- Stalking was initially used to describe the intrusive behaviours of individuals toward celebrities
 - Established as a criminal offence in 1990 in California (USA)
 - It was then adopted for unwanted activities and behaviours in the general population
- Protection from Harassment Act 1997 - Stalking Protection Act 2019
 - Stalking behaviour involves two or more incidents which the perpetrator knows, or ought to know, will cause another to feel distressed, alarmed or fear that violence will be used against them (Metropolitan Police Service, 2018)
- Stalking Protection Orders (January 2021) will allow courts in England and Wales to move quicker to ban stalkers from contacting victims or visiting their home, place of work or study

5

STALKING: PREVALENCE

- The estimated lifetime prevalence of stalking victimization is ranging between **8% and 15%**
 - Up to 45% of women and 30% of men reporting that they have been stalked by their ex-partner
 - British Crime Survey (2015): 43% of female victims and 28.7% of male victims have been stalked by their ex-partner
 - Dark Figure of Stalking is high: Approx. 85% of victims will not report incidents of stalking
- The prevalence of stalking perpetration remains unclear
 - Estimates that between 1% and 8% of the population has engaged in committing various stalking behaviours at some point in their life

More than 80,000 stalking offences were recorded in England and Wales in 2020, figures from the Office for National Statistics show.

This is a large increase on the 27,156 offences in 2019, although the years are not directly comparable because of a change in how crimes are recorded encouraging greater reporting of offences by ex-partners.

Table 1. Prevalence of stalking by type of stalking, year ending March 2020 CSW

England and Wales	Since the age of 16				Adults aged 16 to 74	
	Men	Women	Men	Women	Men	Women
	Percentage who were victims once or more					
Stalking	8.8	18.8	6.6	9.9	6.4	14.8
Domestic stalking	3.1	8.3	4.3	6.7	1.3	1.9
Stalking by a partner	2.7	8.2	5.5	6.9	1.9	2.7
Stalking by a family member	1.1	2.8	2.8	3.3	0.4	0.4
Unweighted base - number of adults	11,637	13,940	25,295	11,637	13,637	25,294

Crime Survey England & Wales, 2020

6

STALKING: GENDER DIFFERENCES

Victimization

- Women are 2x more at risk of being stalked
- 80% of stalking involves a prior or current intimate relationship
- Ex-intimate stalkers exhibit the widest range of behaviours
 - They are more likely to assault their victim

Perpetration

- There is a general belief that the majority of stalkers are men
- Some researchers have found no gender difference – Self-report vs Official data
- Men – Violent behaviours; Women – Non-violent behaviours
 - Femicide/ Femicide

7

STALKING: TYPOLOGY

- Several stalking typologies have been proposed. Focus on:
 - The stalker-victim relationship (e.g., Sheridan & Boon, 2002)
 - The stalker's initial motivation (e.g., Mullen et al., 1999)
 - The stalking context (e.g., Mohandie et al., 2006)
- Stalkers are generally classified into three groups
 - (1) Ex-intimates *Representing a majority of stalkers
 - (2) Acquaintances
 - (3) Strangers *Hidden*
- General belief that a behaviour constitutes stalking and requires police intervention when the perpetrator is a stranger
 - Studies have revealed that ex-intimate stalkers present a wider array of behaviours and are more violent (White et al., 2020)


8

STALKING: NOMOLOGICAL NETWORK

- Stalking is not an isolated event
 - Prior and/ or Escalation
- Stalking, Intimate Partner Violence/ Domestic Violence and Sexual Violence
 - Women/ Girls are disproportionately represented in the victim group
- Recent studies have highlighted the negative impact of COVID-19 on mental health and delinquency (Ahmed & Longpré, 2021; Das et al., 2020; Holmes et al., 2020)
- There is a lack of research on how these forms of violence are linked
 - Stressing the need for more research and the elaboration of evidence-based prevention programmes

9


OUTLINE OF THE SYMPOSIUM



- **Talk 1: Longpré, Tachmetzidi Papoutsi & White**
 - The measurement and risk assessment of individual who has been convicted of stalking
- **Talk 2: Tachmetzidi Papoutsi & Longpré**
 - The relationship between stalking, sexual harassment, sexual coercion, and dark traits
- **Talk 3: Stefanska**
 - The relationship between stalking and sexual homicide

10


OUTLINE OF THE SYMPOSIUM



The diagram illustrates the connections between various concepts. At the top, three boxes are arranged horizontally: 'Stalking' (with sub-points: 'Lunar Correlation', 'Prevalence', 'Risk Assessment'), 'Sexual Violence' (with sub-points: 'Sexual Coercion', 'Sexual Harassment', 'Sexual Homicide'), and 'Dark Traits' (with sub-points: 'Psychopathy', 'Sadism', 'Hypersensitivity', 'Narcissism'). Arrows indicate relationships between these boxes. Below this, a horizontal arrow points from left to right, divided into three segments: 'Relationship', 'Ex-intimate stalking', and 'Intimate partner-homicide'.

11

TALK 1
LONGPRÉ,
TACHMETZIDI
PAPOUTSI
&
WHITE



THE MEASUREMENT AND RISK ASSESSMENT OF INDIVIDUAL WHO HAS BEEN CONVICTED OF STALKING

12

LATENT STRUCTURE



- Plato – Allegory of the Cavern
 - A picture of what could be the "Truth"
 - We cannot touch (or even measure) a disorder directly
 - We observe and measure its effect (symptoms)
 - To measure these symptoms, we create scales (facets)
- Systematic grouping of entities that have characteristics or traits in common
- We classify people in the right box (diagnosis) and we are right
 - Sadistic vs non-sadistic offender
 - Psychopath vs non-psychopath

13

MEASUREMENT: PROBLEMS

- A limited number of scales are available to assess the presence of stalking, the risk, and what course of actions is needed
- Some scales are unvalidated professional checklist (e.g., S-DASH), other are structured risk assessment guide for clinicians (e.g., Stalking Risk Profile)
 - Their scopes and psychometric properties are not the same
- Because of a lack of consensus regarding the classification of stalkers and no empirically derived base rate, the measurement of stalking varies between studies and scales
- Different aims of the scales, and the lack of empirically derived thresholds is undermining our ability to properly assess how the seriousness of the behaviours relates to actual risk, and to determine what is the best course of action

14

MEASUREMENT: SCALES

- Stalking Behavior Checklist (Coleman, 1997)
 - Exclusively on the assessment of stalking in the context of intimate relationships
- Stalking Risk Profile (MacKenzie et al., 2009)
 - Used to assess the risk, with a focus on the risk of violence in stalking and future-related offences
- S-DASH (Stalking version of the Domestic Abuse, Stalking and Harassment [DASH] risk assessment; Richard, 2009)
 - Used to assess the risk from a victim's perspective - Does not offer a threshold for the different levels of risk
- Stalking Tactics Scales (Senkans et al., 2017)
 - Provide information on the duration as well as the numbers of behaviours experienced
- Stalking Assessment Indices (McEwan et al., 2020)
 - Provide information on the presence and frequency of behaviours experienced as well as their duration

15

NATIONAL STALKING HELPLINE

- When contacting the helpline, victims provide information of their situation, such as: their age, gender, stalker-victim relationship, as well as a brief description of their situation and the stalking behaviours
- Professionals who are taking the call need to go throughout a checklist of 27 potential stalking behaviours: watching, spying, loitering, phone calls, emails, text messages, letters, following, social networking sites (contact via social media), visit house/work, in/through workplace, gifts, third-party contact, vexatious complaints, threats, revenge porn, harassment, hacking technology, tracking devices, threaten suicide, break-in, criminal damage, physical assault, sexual assault, death threats, stalking behaviours unclear and other.
 - The staff then respond to the victim with advice on their situation
- Victims perspective - A victim's account provides a perspective that is not available through official records or from interviewing the perpetrators



16

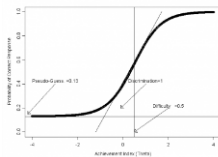
STEFANSKA ET AL.'S (2021) STALKING SCALE

- Victims' accounts who had contacted the National Stalking Helpline in the United Kingdom
 - 28 items used by the National Stalking Helpline
 - Items are coded dichotomously (0 = no, 1 = yes)
- Severity of Stalking Behaviours Scale (SSBS)
 - Two-parameter logistic (2PL) Item response theory (IRT): 16 stalking behavioural items
 - Six Sub-factors: 1) Intrusive Communication, 2) Violent Behaviours, 3) Unwanted Communication, 4) Unwanted Appearance, 5) Proxy Behaviours and 6) Implied Threats
 - Pearson's correlation indicated a significant positive correlation between the SSBS and the S-DASH, $r(316) = .12, p < .05$

17

SEVERITY OF STALKING BEHAVIOURS SCALE

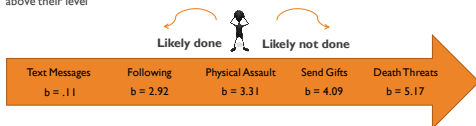
Item	Parameter Estimates	
	Difficulty (b)	Discrimination (a)
Text Messages	.11	1.00
Phone Calls	.16	1.21
Visit House/Work	.66	.46
Third Party Contact	.71	.55
Emails	.87	.48
Social Network	1.48	.21
Following	2.92	.30
Physical Assault	3.31	.47
Damage Property	3.57	.48
Threats	3.71	.30
Threaten Suicide	3.82	.43
Loitering	3.87	.27
Send Gifts	4.09	.32
Break In	4.23	.44
Send Letters	4.73	.22
Death Threats	5.17	.30



18

SEVERITY OF STALKING BEHAVIOURS SCALE

- Items are distributed on a probabilistic Guttman scale
- Items are ordered in a hierarchy such that individuals located at each level of the scale would have a high probability of endorsing all items below their level but would be unlikely to endorse items above their level



19

SEVERITY OF STALKING BEHAVIOURS SCALE

	Intrusive Communications	Violent Behaviours	Unwanted Communication	Unwanted Appearance	Proxy Behaviours	Implied Threats
Visit House/Work				.35		
Loitering				.63		
Threats						.32
Phone Calls	.73					
Emails	.35					
Text Messages	.71					
Social Networking Sites					.48	
Letters			.51			
Gifts			.64			
Third Party Contact					.51	
Threaten Suicide						.20
Following				.45		
Break In		.51				
Criminal Damage		.54				
Physical Assault		.40				
Death Threats						.43

20

A NATURAL DESIRE TO CLASSIFY - PAUL MEEHL

« There are two types of people — those who divide people into types and those who don't »

- Robert Benchley



21

TAXON VS DIMENSION

- Natural boundaries (e.g., taxon) are frequent in nature, but rare in psychology
 - A vast majority of psychological disorders and personality disorders are presenting a dimensional structure
- The scarcity of identified taxon contrast starkly with the abundance of categorical disorders in psychology where an individual is labelled as belonging to a group (i.e., stalker)
- Research on stalking usually describes stalking as a taxon, and stalkers as belonging to a specific sub-group
 - Similar stalking behaviours are found across the different subtypes
 - Are not specific to offending populations
 - Are linked to different levels of involvement and different levels of risk
 - In other words, stalking is marked by an absence of pathognomonic criteria/ symptoms
 - The discriminant validity of the typologies is limited

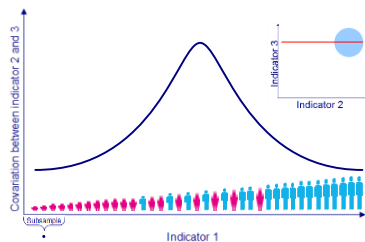
22

TAXOMETRIC ANALYSES

- The absence of pathognomonic symptoms, and the use of arbitrary thresholds might explain, in part, why stalking and harassment are usually difficult to disentangle
 - And why the prevalence of stalking behaviours remains unclear
- Taxometric analyses are used to assess the latent structure of constructs by determining whether divergent and non-redundant methods yield consistent results about the latent structure of a construct (Meehl, 1995)
 - Based on the premise that if groups exist, there must be an optimal cut-off score (taxonic boundary) between groups
- We have conducted taxometric analyses on a sample of $N = 1032$ victim accounts of stalking from the National Stalking Helpline
 - Stalking was measured by using the Stefanska et al's (2021b) scale

23

COHERENT CUT KINETICS



24

RISK ASSESSMENT

- There is actually limited access to actuarial scales that allow practitioners to assess the risk of violence and future-related offences
 - For example, the S-DASH is used to guide professionals identifying the presence of stalking and in determining the potential of violence, but the S-DASH is not a risk assessment tool
- The Stalking Risk Profile is showing promising results
 - There is a need to determine whether there is a particular threshold along the stalking continuum that could allow more specific police interventions, sentences, or treatments
- Mixed results were found between risk assessment stalking reoffending and violent reoffending across studies
- No individual risk factors were found to be significantly related to future stalking behaviours
 - The different level of risk was found to be associated to different outcomes

28

RISK ASSESSMENT

- A shift to a dimensional measurement of stalking involves the determination of an empirically derived cut-off point
 - Ex.The 25/ 30 threshold on the PCL-R
- Not all staking behaviours are equal, hence, not all levels of risk required similar interventions
 - Provide empirically derived cut-offs for intended decision
 - The cut-offs for *primary prevention University training and restraining order* should be radically different
- Brouillette-Alarie et al. (2022) have suggested that using items weighting, using IRT/ MIRT parameters, has the potential to improve the predictive and face validity of scales
 - Not all risk factors are likely to be equally related to the same risk of recidivism

29

EXAMPLE

- Case A: Paul B.
- 6/ 16 points
 - Visit House/Work
 - Loitering
 - Threats
 - Phone Calls
 - Emails
 - Text Messages

- Case B: John A.
- 6/ 16 points
 - Threaten Suicide
 - Following
 - Break In
 - Criminal Damage
 - Physical Assault
 - Death Threats

30

CONCLUSION

Stalking is a dimension

- Can be studied in the general population, as well as among offending population
- Need scales that will measure the whole spectrum and evidence-based risk assessment tools

Several questions

- What can explain the different levels found on the stalking dimension?
- Aetiological Factors, Personality Structures and External Correlates
 - Are they the same at different levels found on the stalking dimension?
- We already have fractional results – Non-offending population studies
 - The aim is to cross-validate our findings across samples, genders and scales

31

THANK YOU

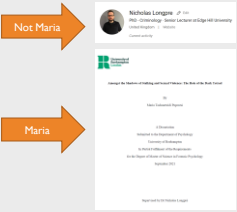
- COLLABORATORS**
- NICOLA BECKETT, MSc
 - DR ANNA BUSSU
 - REKAYLA HARRIMAN, MSc
 - DR EVA STEFANSKA
 - MARIA TACHMETZIDI PAPOUTSI, MSc
 - ELEANOR WHITE, MSc

DR NICHOLAS LONGPRÉ
 SENIOR LECTURER - PROGRAMME LEADER
 LONGPREN@EDGEHILL.AC.UK
 DEPARTMENT OF LAW & CRIMINOLOGY



32

TALK 2 TACHMETZIDI PAPOUTSI & LONGPRÉ



THE RELATIONSHIP BETWEEN STALKING, SEXUAL HARASSMENT, SEXUAL COERCION, AND DARK TRAITS

33

SEXUAL VIOLENCE: SEXUAL HARASSMENT

- Sexual harassment can be defined as verbal, non-verbal, or physical unwanted sexual behaviours against a person, which create an intimidating, offensive or hostile environment
- Sexual harassment is one of the most prevalent forms of sexual aggression, and extreme forms of harassment have been considered equivalent to rape (Pina et al., 2009)
- Sexist beliefs, supporting that men are superior than women, are also considered to be a form of sexual harassment (Pina et al., 2009)
- The majority of research has focused on sexual harassment in the workplace and in the army, areas where male dominance is often encountered (McLaughlin et al., 2012)

34

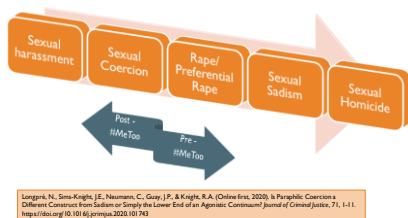


SEXUAL VIOLENCE: SEXUAL COERCION

- Sexual coercion is described as the use of psychological or physical force or pressure, in order to obtain sexual contact with an individual, despite their will
- The exploitation of intoxication and/or the deliberate use of drugs and alcohol to obtain unwilling sexual contact, is also a form of sexual coercion (Schattel-Murphy et al., 2009)
- Sexual harassment and sexual coercion have been viewed as behaviours of a different intensity along a single dimension of sexual violence (Knight et al., 2018)

35

AGONISTIC CONTINUUM – KNIGHT AND COLLEAGUES



Loughegk, N., Sims-Knight, J.E., Neumann, C., Gray, J.P., & Knight, R.A. (Online First, 2020). Is Pragmatic Coercion a Different Construct from Sedition or Simply the Lower End of an Agonistic Continuum? *Journal of Criminal Justice*, 71, 1-11. <https://doi.org/10.1016/j.jcrjus.2020.10.743>

36

STALKING AND SEXUAL VIOLENCE: PREVALENCE

- Approximately 3 out of 10 women and 1 out of 8 men in the UK have been victims of stalking at some point during their lifetime (Office for National Statistics, 2021)
- Approximately 30% of women globally have experienced sexual violence during their lifetime (World Health Organization [WHO], 2021)
 - These percentages are presumed to be higher, as less than 1/5 will report (de Roos & Jones, 2020)
- Stalking, sexual harassment and sexual coercion are considered gender-based violence, with the majority of victims being women and the majority of perpetrators being men (WHO, 2021)
 - Research suggests that male victimisation and female perpetration are underreported (Breiding et al., 2014; Struckman-Johnson et al., 2003)

37

PERSONALITY TRAITS: DARK TETRAD

- The Dark Tetrad (Paulhus, 2014; Paulhus and Williams, 2002) is composed of four personality traits that are considered socially undesirable:
 - **Machiavellianism**: characterised by cynicism, lack of principles, and manipulation of others (Furnham et al., 2013)
 - **Subclinical Narcissism**: characterised by feelings of grandiosity, entitlement, lack of empathy, exploitative and exhibitionistic behaviours (Morf & Rhodewalt, 2001)
 - **Subclinical Psychopathy**: characterised by impulsivity, thrill-seeking behaviours, low feelings of empathy and anxiety
 - **Sadism**: characterised by a desire to gain pleasure through controlling, torturing, humiliating, and causing physical and emotional pain to others (Longpré et al., 2020)
- The callousness, manipulateness, and lack of empathy, which characterise dark personality traits, have given researchers reasons to believe that dark traits increased the risk of presenting sexually violent behaviours, such as sexual harassment and sexual coercion (Jonason et al., 2017; Longpré et al., 2022) as well as stalking behaviours ?!

38

STALKING, SEXUAL VIOLENCE & DARK TRAITS

- The exact nature of this relationship remains underexplored
- Research suggests a relationship between stalking and sexual violence:
 - There is a prevailing sexual element in stalking, further supported by a relationship between stalking and intimate partner violence, and the prevalence of ex-intimate partners as stalking perpetrators (Canter & Ioannou, 2004; White et al., 2020)
 - Stalking behaviours can escalate to sexual violence (Nobles et al., 2009)
 - Sexual violence can be a risk factor for stalking perpetration (McEwan et al., 2017)
 - Perpetrators of stalking and sexual violence have been found to share adverse cognitions and dark personality traits (Kirraborun et al., 2018; Plouffe et al., 2020)

39

METHODS: SAMPLE

- N = 319 participants from the general population
- Over 18 years old
 - The majority of the sample was composed of women (n = 200; 62.9%), heterosexual (n = 257; 80.6%), single (n = 100; 31.3%), employed full-time (n = 158; 49.5%) and had completed a bachelor's degree (n = 151; 47.5%)
- Tri-modal sampling method was used
 - Recruited online through
 - Social media platforms (Facebook and LinkedIn)
 - Survey exchange platforms (SurveySwap and SurveyCircle)
 - Amazon Mechanical Turk (MTurk)

40

METHODS: SCALES

- Online survey including a socio-demographic questionnaire and 4 scales
 - Severity of Stalking Behaviours Scale (SSBS; Stefanska et al., 2021)
 - Instead of items coded dichotomously, 5-point Likert-type questions were used to record the number of times the participants engaged in each behaviour ($\alpha = .85$)
 - MIDSA-Harassment Scale (MIDSA, 2011)
 - 7 items relating to sexual harassment were used
 - Perpetration of Sexual Coercion Scale (Mathes & McCoy, 2011)
 - The Short Dark Tetrad (SD4) Scale (Paulhus et al., 2020)
- Follow-up questions were used
 - Stalking, sexual harassment, and sexual coercion
 - The duration of these behaviours, the relationship with the victims, and the perpetrator's perceptions

41

RESULTS: FREQUENCIES

Stalking Behaviours	%	Sexual Harassment	%	Sexual Coercion	%
Information through social networking site	70.2	Talk about sex/suggestive stories	44.5	Sexual activity by making someone feel guilty	26
Information through a third-party contact	50.9	Offensive/crude/sexist remarks	36.7	Sexual activity by arguing with someone	23.5
Criminal damage to property	6.6	Make someone suffer because of sexual rejection	22.9	Sexual activity by blackmailing someone	13.5
Death threats	4.4	Promise good treatment to gain sex	21.3	Sexual activity by threatening to hurt someone	13.5

Note: Indicative results. Frequencies of the two more/fewer frequent manifestations of the behaviours under research

42

OVERVIEW OF THE RESULTS: STALKING AND SEXUAL VIOLENCE

- Stalking and sexually violent behaviours which are considered as less severe (e.g. obtaining information on the victim through social media, talking about sex and telling suggestive stories to someone), were more prevalent than expected in the general population
- Consistently with previous research, stalking was more prevalent towards ex-intimate partners, sexual harassment was more prevalent towards acquaintances, and sexual coercion was more prevalent towards current intimate partners
- Analyses revealed significant correlations between stalking, sexual harassment, and sexual coercion

46

OVERVIEW OF THE RESULTS: DARK TETRAD

- Stalking, sexual harassment and sexual coercion were correlated with all four facets of the Dark Tetrad
- Subclinical narcissism, subclinical psychopathy, and sadism were significant mediators for sexual coercion
 - Sadism & Psychopathy
- Machiavellianism was not a significant mediator for sexual coercion
 - Machiavellian's longer-term orientation distinguishes them from individuals high on other dark traits (Amos et al., 2022; Jones & Paulhus, 2017)
 - The Ninja

47

OVERVIEW OF THE RESULTS: GENDER DIFFERENCES

- No significant differences were found between men and women in stalking perpetration
- Men were found to endorse more sexually harassing and sexually coercive behaviours
- Men reported having more Dark personality traits than women
- Non-binary identifying?

48

CONCLUSIONS

- The high prevalence of lower manifestations of stalking and sexual violence in the general population could raise awareness on the spectrum of these phenomena and guide prevention practices for the escalation of such behaviours
- The relationship between stalking, sexual violence and dark traits could increase efficiency in interventions, as such adverse personality traits and their subsequent cognitions may be prioritised in intervention strategies
- Gender differences and gender roles could be contextualised to aid prevention strategies
 - Education – Recognition – Support – Bystanders – Disclosure
- Future research should focus on:
 - Replicating these results in forensic settings
 - Examining the nature of the relationship between stalking and sexual violence
 - Further exploring cyber-stalking behaviours, as technology advances and they are becoming more accessible

49

THANK YOU

MARIA TACHMETZIDI PAPOUTSI
 MSc GRADUATE
 UNIVERSITY OF ROEHAMPTON
 DEPARTMENT OF PSYCHOLOGY





50

TALK 3
STEFANSKA

THE RELATIONSHIP BETWEEN STALKING AND
SEXUAL HOMICIDE

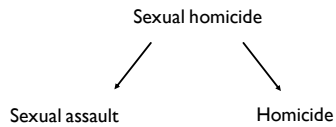
51

SAMPLE

- Male sexual killers, who served a custodial sentence within HM Prison Service in England and Wales.
 - Sexual homicides were defined as offences where a sexual element in the killing was evidenced, suspected or admitted
 - IPHs - current or former intimate partners, irrespective of marital status, where both partners were romantically involved. Relationships comprising of temporary sexual acquaintances, such as one-night stands, were not considered intimate partners.
 - Pubescent female victims (14 years old and over)
- ♦ Total sample 350 – IPH sample of 71

52

SEXUAL KILLERS – NOT ALL THE SAME



53

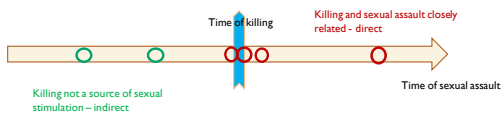


Time of death

Sexual violence

© Perkins, Derek (ATSA, 2017)

54



55

TWO TYPES*

- Indirect:
 - Victim killed in order to eliminate witness
 - Victim killed trying to escape sexual assault
- Direct:
 - Act of killing was sexually gratifying
 - The purpose was to enable sexual acts with victim's body
- NOTE: both homicidal and opportunistic necrophiles included (Aggrawal, 2009)

56

TRENDS

- Staking or harassment
 - a) Rare – stalking, sexual homicide rare → sexual homicide and stalking
 - b) No witness statements
 - c) Not a primary focus of the investigation
- 71 of IPH – 13 cases = 18%
- 279 cases (both stranger and known) – 15 cases = 5%
- IPH – Equally likely to be indirect and direct

57

VIGNETTES

IPH

- Case #1 – Is a revenge on his wife after she left him for another man
- The stalking behaviour began soon after the break-up
- The victim sought protection and there was an injunction on him ordering him to keep away from her
- The victim moved to the new boyfriend's house (it took some time for the perpetrator to establish her new address)
- Index offence - prepared with a knife, evidence of degrading behaviour, victim left as is



58

- Case #2 – The victim began winding down the relationship.
- Harassment/possibly stalking began at that point (abusive/threatening phone calls)
- Index offence – house broken into but most likely killing not premediated



59

- Case 4 – harassment and later stalking began after the victim
- Restraining orders, electronic tag, bail conditions – breached
- Index offence – entered the victim's house, prolonged attack
- SeSaS – score of 4
- Relation romanticised



60



- Case #5 - Index offence – clear planning, brought weapon (hammer), broke into house and waited through the night for her to come back
- Case #6 - planned attack, outdoor



- "If I can't have her, no-one else will"

61



VICTIM KNOWN

- Victim and perpetrator were neighbours
- Most likely refused sexual advances
- Partially naked, genitals exposed
- Died of beating
- Known – 2-year hate campaign, letters

62



STRANGER

- Stalking or victim targeting?

63

THANK YOU

QUESTIONS?



Dr Nicholas Longpré - longpre@edgehill.ac.uk
Maria Tachmetridi Papoutsis, MSc - m.tachpap@gmail.com
Dr Ewa Stefńska - e.stefnska@greenwich.ac.uk
